

# TRAVEL SAFETY TIPS



## WALKING

- Wear reflective material or carry a flashlight when it is dark
- Walk facing the traffic
- Stop at the curb or edge of the road when you want to cross the street
- Always look left, right and left again before crossing
- Don't forget to look for cars that may be turning
- Keep looking left and right until safely across the street

## BIKING

- Protect your head – wear a helmet
- Ride with the flow of the traffic on the right-hand side of the road
- Obey all signals and signs
- Use proper hand signals for turning or stopping
- Walk your bike across busy intersections and streets

## CARPOOLING

- Plan ahead to ride with other students to and from school
- Pick up a friend on your way to school to ride together
- Walk to a nearby student's house to ride to school together
- Take turns riding with friends to and from school
- Don't forget, always wear a seat belt

## RIDING THE BUS

- Get to your bus stop five minutes earlier
- Stay away from the street when waiting for the bus
- Always obey your bus driver
- Stay on your seat until the bus stops
- Keep hands, arms and head inside the bus
- When crossing a street, always cross in front of the bus where the driver can see you

[BellevueWA.gov/pedbee](http://BellevueWA.gov/pedbee)



# WALK, BIKE & ROLL TO SCHOOL



**Walk, Bike & Roll to School Week - May 6-10**  
**Walk, Bike & Roll to School Day - May 8**

**Celebrate Walk, Bike & Roll to School Day for the whole week. Walk, bike, roll, carpool or take the bus!**



- Help reduce traffic near schools
- Learn safe biking and walking tips
- Show you care for the environment
- Get exercise
- Have fun!



**Fun activities inside**



**BellevueSchoolPool.org**



**Bellevue SCHOOLPOOL**  
*Ways to go to school*



For alternate formats, interpreters, or reasonable modification requests please phone at least 48 hours in advance 425-452-7896 (voice) or email [kmjohnson@bellevuewa.gov](mailto:kmjohnson@bellevuewa.gov). For complaints regarding modifications, contact the City of Bellevue ADA, Title VI, and Equal Opportunity Officer at [ADATitleVI@bellevuewa.gov](mailto:ADATitleVI@bellevuewa.gov).

## Answer Key


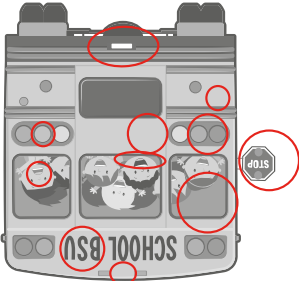
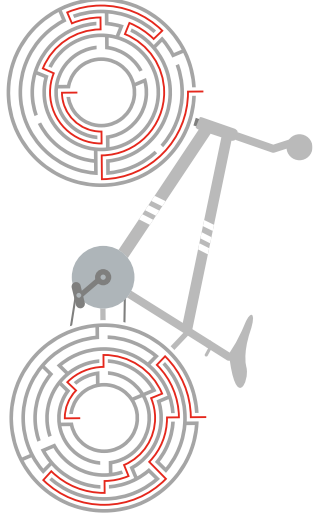

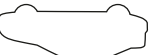
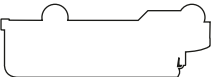


4

9

4


9



E	D	I	R	A	U	S	D	E	T	C
F	V	X	T	Y	K	G	Z	L	N	K
L	O	P	O	L	O	H	O	S	C	C
E	G	B	V	I	O	E	C	Y	M	A
Z	N	H	S	Z	B	R	N	E	C	P
A	C	I	D	K	X	J	I	K	D	K
M	K	N	O	N	T	O	T	B	P	C
T	L	U	E	P	S	R	P	A	B	A
U	A	L	I	O	P	T	O	F	S	B
Y	W	Y	A	R	V	C	W	X	F	R
D	O	O	F	O	K	C	O	C	T	T




You have arrived at school. Circle at least 10 differences between these pictures.



There are many ways to get to school and biking is an aMAZEing way to do it. Follow the route through the wheels of this bike to find your way through the maze.



It's carpool time. Pick up your friends on the way to school. Finish the car by following the numbers with your pencil.



**WORD SEARCH:** Circle the words listed on the sides of the word search puzzle.



BACKPACK



BICYCLE



BOOK



BUS



BUTTON



CAR



CLOCK



FOOD

T	C	L	O	C	K	O	F	O	O	D
R	F	X	W	V	C	A	R	Y	W	Y
B	S	T	O	P	Q	L	I	L	A	U
A	B	U	S	R	P	O	E	U	L	T
C	P	B	U	T	T	O	N	N	K	M
K	D	I	J	I	X	K	D	C	I	A
P	E	C	N	R	B	U	S	I	N	Z
A	M	Y	C	E	O	I	V	B	G	E
C	S	C	H	O	O	L	P	O	O	L
K	N	L	Z	G	K	Y	T	X	V	F
C	T	E	D	S	U	A	R	I	D	E



FRIENDS



LUNCHBOX



LOOK



MAZE



RIDE



STOP



TIRE

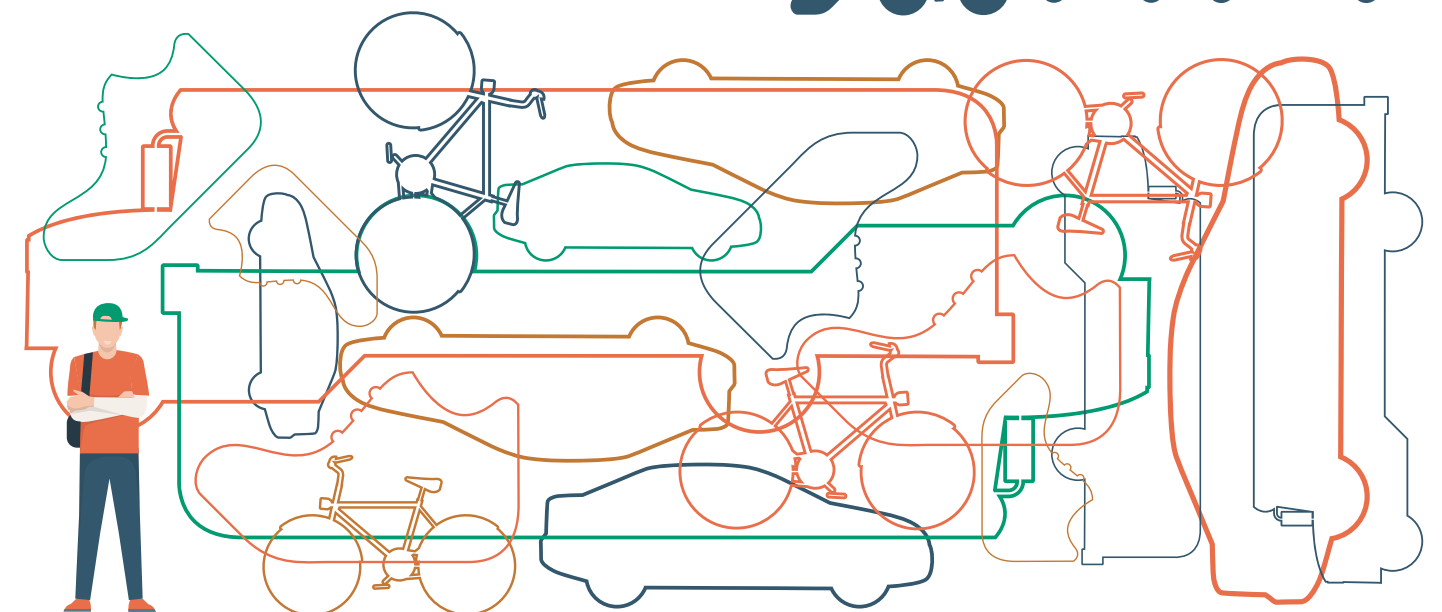


WALKING



SCHOOLPOOL

How many of each shape can you find?



Answer key on back page